

ACCOUNT STATEMENT-507Statement Period
Account Number02/01/2007 through 02/07/2007
1010000473**Table Of Contents**

Preliminary Balance Sheet	1
Preliminary Asset Statement With Summary	3
Preliminary Market Value Reconciliation	9
Preliminary Summary Of Cash Transactions	10
Preliminary Schedule Of Contributions	11
Preliminary Schedule Of Benefit Payments	12
Preliminary Schedule Of Other Additions	13
Preliminary Schedule Of Other Disbursements And Reductions	14
Preliminary Schedule Of Fees And Other Expenses	15
Preliminary Schedule Of Non-cash Transactions	16
Preliminary Schedule Of Income And Accruals	17
Preliminary Schedule Of Purchases	19
Preliminary Schedule Of Realized Gains & Losses	21
Preliminary Schedule Of Unrealized Gains & Losses	22
Preliminary Schedule Of Broker Commissions Report	24

**SAMPLE CONSOLIDATED STATEMENT
DATA IS INVALID**

ACCOUNT STATEMENT-507

Statement Period
Account Number02/01/2007 through 02/07/2007
1010000473

Preliminary Balance Sheet


	AS OF COST VALUE	02/01/2007 MARKET VALUE	AS OF COST VALUE	02/07/2007 MARKET VALUE
A S S E T S				
CASH	115,699.56	115,699.56	108,684.87	108,684.87
ACCRUED INCOME	0.00	0.00	4,192.25	4,192.25
TOTAL CASH & RECEIVABLES	115,699.56	115,699.56	112,877.12	112,877.12
CASH AND EQUIVALENTS				
SHORT TERM INVESTMENTS	0.00	0.00	300.00	300.00
TOTAL CASH AND EQUIVALENTS	0.00	0.00	300.00	300.00
FIXED INCOME				
U S GOVERNMENT OBLIGATIONS	0.00	0.00	5,050.00	5,050.00
MUNICIPAL OBLIGATIONS	0.00	0.00	15,100.00	15,416.00
CORPORATE BONDS	0.00	0.00	1,010,100.00	1,012,171.50
TOTAL FIXED INCOME	0.00	0.00	1,030,250.00	1,032,637.50
EQUITIES				
COMMON STOCK	783,000.00	7,957,443.50	781,960.50	7,947,158.25
TOTAL EQUITIES	783,000.00	7,957,443.50	781,960.50	7,947,158.25
TOTAL HOLDINGS	783,000.00	7,957,443.50	1,812,510.50	8,980,095.75
TOTAL ASSETS	898,699.56	8,073,143.06	1,925,387.62	9,092,972.87
L I A B I L I T I E S				
TOTAL LIABILITIES	0.00	0.00	0.00	0.00
TOTAL NET ASSET VALUE	898,699.56	8,073,143.06	1,925,387.62	9,092,972.87



ACCOUNT STATEMENT-507

Statement Period
Account Number

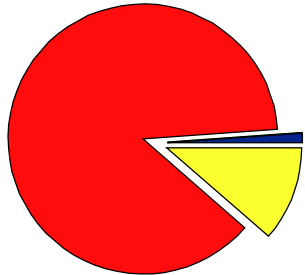
02/01/2007 through 02/07/2007
1010000473




Beginning Market Allocation



1.4%		CASH & RECEIVABLES	115,699.56
98.6%		EQUITIES	7,957,443.50
100.0%		Total	8,073,143.06

Ending Market Allocation

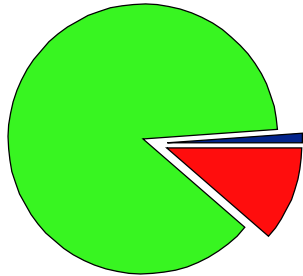





1.2%		CASH & RECEIVABLES	112,877.12
0.0%		CASH AND EQUIVALENTS	300.00
87.4%		EQUITIES	7,947,158.25
11.4%		FIXED INCOME	1,032,637.50
100.0%		Total	9,092,972.87

Statement Period
Account Number02/01/2007 through 02/07/2007
1010000473

Summary Of Investments

Investment Allocation



1.2%		CASH AND EQUIVALENTS	113,177.12
87.5%		EQUITIES	7,947,158.25
11.3%		FIXED INCOME	1,027,587.50
100.0%		Total	9,087,922.87

Investment Summary

	Cost	Market Value	% of Acct	Estim Ann Inc	Income Yield
CASH AND EQUIVALENTS					
CASH	112,877.12	112,877.12	1.24	0	0.00
SHORT TERM INVESTMENTS	300.00	300.00	0.00	14	4.81
TOTAL CASH AND EQUIVALENTS	113,177.12	113,177.12	1.25	14	0.01
FIXED INCOME					
U S GOVERNMENT OBLIGATIONS					
MUNICIPAL OBLIGATIONS	15,100.00	15,416.00	0.17	798	5.17
CORPORATE BONDS	1,010,100.00	1,012,171.50	11.14	62,200	6.15
TOTAL FIXED INCOME	1,030,250.00	1,027,587.50	11.31	62,998	6.13
EQUITIES					
COMMON STOCK	781,960.50	7,947,158.25	87.45	98,263	1.24

ACCOUNT STATEMENT-507Statement Period
Account Number02/01/2007 through 02/07/2007
1010000473**Summary Of Investments**
Investment Summary

	Cost	Market Value	% of Acct	Estim Ann Inc	Income Yield
Total Net Asset Value	1,925,387.62	9,087,922.87	100.00	161,274	1.77

Statement Period
Account Number02/01/2007 through 02/07/2007
1010000473

Schedule Of Assets

UNITS	DESCRIPTION	TAX COST	MARKET VALUE	MKT PRICE	% TOTAL MARKET	EST INC	UNREALIZED GAIN/LOSS	YIELD ON MKT
CASH AND EQUIVALENTS								
	CASH	108,684.87	108,684.87		1.196		0.00	0.000
	ACCRUED INCOME	4,192.25	4,192.25		0.046		0.00	0.000
	TOTAL CASH	112,877.12	112,877.12		1.242	0	0.00	0.000
SHORT TERM INVESTMENTS								
300	SUNGARD BANK MONEY MARKET FUND 811099AG5	300.00	300.00		0.003	14	0.00	4.810
	TOTAL CASH AND EQUIVALENTS	113,177.12	113,177.12		1.245	14	0.00	0.012
FIXED INCOME								
U S GOVERNMENT OBLIGATIONS								
5,000	FEDERAL HOME LOAN MTG CORP MED TERM NOTE 5.25% 09/20/2013 3128X1B22	5,050.00	0.00		0.000	0	5,050.00-	0.000
MUNICIPAL OBLIGATIONS								
5,000	ALAMEDA COUNTY CA, CERTIFICATES PARTICIPATION SANTA RITA JAIL PROJECT BOND 5.7% 12/01/2014 010891KJ7	5,000.00	5,025.20	100.504	0.055	285	25.20	5.671
10,000	ALABAMA STATE PUBLIC SCHOOL AND COLLEGE AUTHORITY CAPITAL IMPOUND BOND 5.125% 11/01/2016-2008 010608SX6	10,100.00	10,390.80	103.908	0.114	513	290.80	4.932
	TOTAL MUNICIPAL OBLIGATIONS	15,100.00	15,416.00		0.170	798	316.00	5.176
CORPORATE BONDS								
1,000,000	AMERITECH CAPITAL FUNDING CORPORATE BOND 6.15% 01/15/2008 030955AL2	1,000,000.00	1,002,000.00	100.20	11.026	61,500	2,000.00	6.138
10,000	ABN AMRO BK N V CHICAGO BRCH SUB NT 7% 04/01/2008 00077QAB6	10,100.00	10,171.50	101.715	0.112	700	71.50	6.882

ACCOUNT STATEMENT-507

Statement Period
Account Number02/01/2007 through 02/07/2007
1010000473

Schedule Of Assets

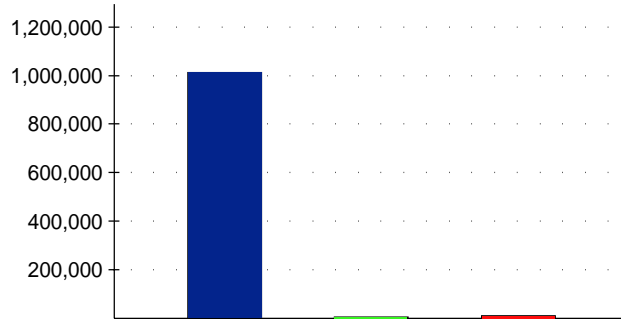
UNITS	DESCRIPTION	TAX COST	MARKET VALUE	MKT PRICE	% TOTAL MARKET	EST INC	UNREALIZED GAIN/LOSS	YIELD ON MKT
	TOTAL CORPORATE BONDS	1,010,100.00	1,012,171.50		11.138	62,200	2,071.50	6.145
	TOTAL FIXED INCOME	1,030,250.00	1,027,587.50		11.307	62,998	2,662.50-	6.131
EQUITIES								
COMMON STOCK								
212	AEROQUIP-VICKERS INC COMMON STOCK 007869100	4,000.00	7,088.75	33.4375	0.078	187	3,088.75	2.632
81,730	INTERNATIONAL BUSINESS MACHINES COMMON STOCK 459200101	777,960.50	7,940,069.50	97.15	87.369	98,076	7,162,109.00	1.235
	TOTAL COMMON STOCK	781,960.50	7,947,158.25		87.447	98,263	7,165,197.75	1.236
	Total Net Asset Value	1,925,387.62	9,087,922.87		100.000	161,275	7,162,535.25	1.775

Statement Period
Account Number

02/01/2007 through 02/07/2007
1010000473

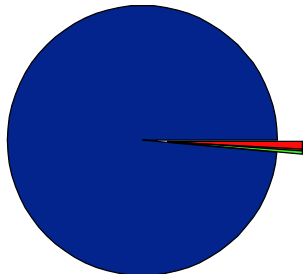
Maturity Schedule

Maturities by Year



2008	1,012,171.50
2014	5,025.20
2016	10,390.80
Total	1,027,587.50

Percent at Market by Year



98.5%	2008	1,012,171.50
0.5%	2014	5,025.20
1.0%	2016	10,390.80
100.0%	Total	1,027,587.50

Statement Period
Account Number02/01/2007 through 02/07/2007
1010000473**Maturity Schedule**

Maturing :	Federal Tax Cost	Current Market Value	Face Value	% at Market
2007				
2008	1,010,100.00	1,012,171.50	1,010,000.00	98.50
2009				
2010				
2011				
2012				
2013	5,050.00	0.00	5,000.00	0.00
2014	5,000.00	5,025.20	5,000.00	0.49
2015				
2016	10,100.00	10,390.80	10,000.00	1.01
TEN TO TWENTY YEARS				
OVER TWENTY YEARS				
Total	1,030,250.00	1,027,587.50	1,030,000.00	100.00
MATURING NEXT 365 DAYS	1,000,000.00	1,002,000.00	1,000,000.00	97.51

Information may be a combination of maturity and prerefunded dates

ACCOUNT STATEMENT-507

Statement Period
Account Number02/01/2007 through 02/07/2007
1010000473**Preliminary Market Value Reconciliation**

	COST / MARKET VALUE	MARKET / MARKET VALUE
BEGINNING BALANCE AS OF 02/01/2007	898,699.56	8,073,143.06
CONTRIBUTIONS		
EMPLOYER	10,000.00	10,000.00
EMPLOYEE	5,000.00	5,000.00
TOTAL CONTRIBUTIONS	15,000.00	15,000.00
BENEFIT PAYMENTS		
LUMP SUM DISTRIBUTIONS	4,000.00-	4,000.00-
PERIODIC DISTRIBUTIONS	2,000.00-	2,000.00-
TOTAL BENEFIT PAYMENTS	6,000.00-	6,000.00-
OTHER RECEIPTS/DISBURSEMENTS		
OTHER RECEIPTS	1,005,150.00	1,009,790.00
OTHER DISBURSEMENTS	1,021.50-	1,021.50-
TOTAL OTHER RECEIPTS/DISBURSEMENTS	1,004,128.50	1,008,768.50
INTEREST	429.49-	429.49-
LESS BEGINNING ACCRUED INCOME	0.00	0.00
ACCRUED INCOME	4,192.25	4,192.25
REALIZED GAIN OR LOSS	9,931.80	284.80
UNREALIZED GAIN OR LOSS	7,167,585.25	1,851.25-
ADMINISTRATIVE EXPENSES	135.00-	135.00-
ENDING BALANCE AS OF 02/07/2007	9,092,972.87	9,092,972.87

Statement Period
Account Number02/01/2007 through 02/07/2007
1010000473**Preliminary Summary Of Cash Transactions**

R E C E I P T S

CASH BALANCE AS OF 02/01/2007		115,699.56
CONTRIBUTIONS		
EMPLOYER	10,000.00	
EMPLOYEE	5,000.00	
TOTAL CONTRIBUTIONS		15,000.00
INCOME RECEIVED		
INTEREST	429.49-	
TOTAL INCOME RECEIPTS		429.49-
OTHER CASH RECEIPTS		100.00
PROCEEDS FROM THE DISPOSITION OF ASSETS		10,049.80
TOTAL RECEIPTS		24,720.31

D I S B U R S E M E N T S

BENEFIT PAYMENTS		
LUMP SUM DISTRIBUTIONS	4,000.00	
PERIODIC DISTRIBUTIONS	2,000.00	
TOTAL BENEFIT PAYMENTS		6,000.00
FEES AND OTHER EXPENSES		
ADMINISTRATIVE EXPENSES	135.00	
TOTAL FEES AND OTHER EXPENSES		135.00
OTHER CASH DISBURSEMENTS		50.00
COST OF ACQUISITION OF ASSETS		25,550.00
TOTAL DISBURSEMENTS		31,735.00
CASH BALANCE AS OF 02/07/2007		108,684.87

Statement Period
Account Number02/01/2007 through 02/07/2007
1010000473

Preliminary Schedule Of Contributions

DATE	DESCRIPTION	CASH
	EMPLOYER	
02/07/2007	REC'D FROM EMPLOYER	10,000.00
	TOTAL EMPLOYER	10,000.00
	EMPLOYEE	
02/07/2007	REC'D FROM EMPLOYEE	5,000.00
	TOTAL EMPLOYEE	5,000.00
	TOTAL CONTRIBUTIONS	15,000.00

Statement Period
Account Number02/01/2007 through 02/07/2007
1010000473

Preliminary Schedule Of Benefit Payments

DATE	DESCRIPTION	CASH
LUMP SUM DISTRIBUTIONS		
02/07/2007	LUMP SUM DISTR-FULLY VESTED TO PARTICIPANT	4,000.00
TOTAL LUMP SUM DISTRIBUTIONS		4,000.00
PERIODIC DISTRIBUTIONS		
02/07/2007	PARTIAL DISTR OF VESTED INTEREST TO PARTICIPANT	2,000.00
TOTAL PERIODIC DISTRIBUTIONS		2,000.00
TOTAL BENEFIT PAYMENTS		6,000.00

Statement Period
Account Number

02/01/2007 through 02/07/2007
1010000473

Preliminary Schedule Of Other Additions

DATE	DESCRIPTION	CASH	IN-KIND @ MKT / COST	TOTAL CASH + IN-KIND
02/07/2007	RECEIVED FROM TPA COMMISSION RECAPTURE	100.00		
02/07/2007	RECEIVED 5,000 UNITS FEDERAL HOME LOAN MTG CORP MED TERM NOTE 5.25% 09/20/2013 EFFECTIVE 02/01/2007 CUSIP # 3128X1B22		5,050.00 5,050.00	
02/07/2007	RECEIVED 1,000,000 UNITS AMERITECH CAPITAL FUNDING CORPORATE BOND 6.15% 01/15/2008 EFFECTIVE 02/05/2007 CUSIP # 030955AL2		1,004,640.00 1,000,000.00	
TOTAL OTHER ADDITIONS		100.00	1,009,690.00 1,005,050.00	1,009,790.00

Statement Period 02/01/2007 through 02/07/2007
Account Number 1010000473

Preliminary Schedule Of Other Disbursements And Reductions

DATE	DESCRIPTION	CASH	IN-KIND @ MKT / COST
02/07/2007	PAYMENT TO BOSTON ACCOUNTING	50.00	
02/07/2007	DELIVERED 10 SHS INTERNATIONAL BUSINESS MACHINES COMMON STOCK TRADE DATE 02/07/2007 CUSIP # 459200101		971.50 94.50
TOTAL OTHER DISBURSEMENTS AND REDUCTIONS		50.00	971.50 94.50

Statement Period
Account Number02/01/2007 through 02/07/2007
1010000473

Preliminary Schedule Of Fees And Other Expenses

DATE	DESCRIPTION	CASH
ADMINISTRATIVE EXPENSES		
02/07/2007	ADMINISTRATIVE EXPENSE PAID TO TPA	100.00
02/07/2007	MISCELLANEOUS EXPENSE PAID TO ADMINISTRATION FOR SPECIAL REQUEST	35.00
TOTAL ADMINISTRATIVE EXPENSES		135.00
TOTAL FEES AND OTHER EXPENSES		135.00

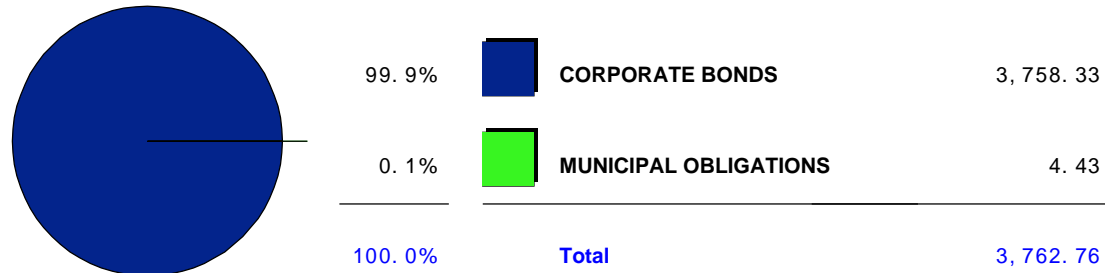
Statement Period
Account Number02/01/2007 through 02/07/2007
1010000473**Preliminary Schedule Of Non-cash Transactions**

DATE	DESCRIPTION	UNITS	COST
	CUSIP # 007869100	12	0.00
02/07/2007	RECEIVED 6% STK DIV 12 SHS AEROQUIP-VICKERS INC COMMON STOCK		
	TOTAL NON-CASH TRANSACTIONS	12	0.00

Statement Period
Account Number

02/01/2007 through 02/07/2007
1010000473

Preliminary Schedule Of Income And Accruals
Income Allocation



Income Schedule

DATE	DESCRIPTION	BEGINNING ACCRUAL / RECEIVABLE	INCOME EARNED	CASH RECEIVED	ENDING ACCRUAL / RECEIVABLE	MARKET / COST BASIS
INTEREST						
MUNICIPAL OBLIGATIONS						
CUSIP # 010608SX6 ALABAMA STATE PUBLIC SCHOOL AND COLLEGE AUTHORITY CAPITAL IMPOUND BOND 5.125% 11/01/2016-2008						
02/07/2007	ACCRUED INTEREST 10,000 UNITS			133.82-		
	10,000.00 UNITS PAYABLE 05/01/2007	0.00 0.00	2.85	133.82-	136.67 0.00	
	SECURITY TOTAL	0.00 0.00	2.85	133.82-	136.67 0.00	
CUSIP # 010891KJ7 ALAMEDA COUNTY CA, CERTIFICATES PARTICIPATION SANTA RITA JAIL PROJECT BOND 5.7% 12/01/2014						

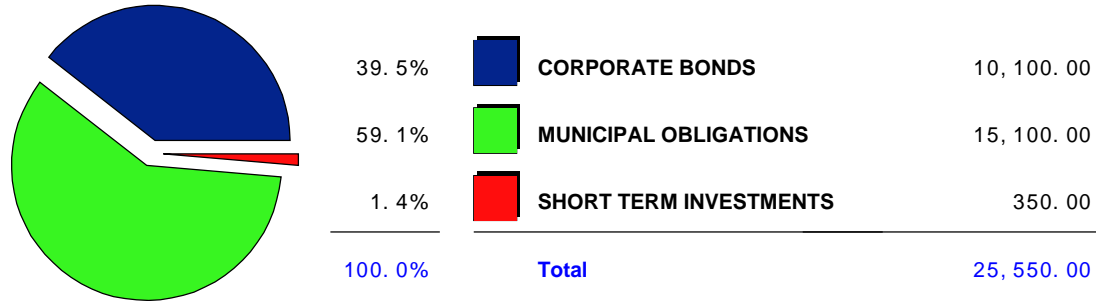
Statement Period
Account Number02/01/2007 through 02/07/2007
1010000473**Preliminary Schedule Of Income And Accruals**

DATE	DESCRIPTION	BEGINNING ACCRUAL/ RECEIVABLE	INCOME EARNED	CASH RECEIVED	ENDING ACCRUAL/ RECEIVABLE	MARKET / COST BASIS
02/07/2007	ACCRUED INTEREST 5,000 UNITS			50.67-		
	5,000.00 UNITS PAYABLE 06/01/2007	0.00 0.00	1.58	50.67-	52.25 0.00	
	SECURITY TOTAL	0.00 0.00	1.58	50.67-	52.25 0.00	
	TOTAL MUNICIPAL OBLIGATIONS	0.00 0.00	4.43	184.49-	188.92 0.00	
	CORPORATE BONDS					
	CUSIP # 00077QAB6 ABN AMRO BK N V CHICAGO BRCH SUB NT 7% 04/01/2008					
02/07/2007	ACCRUED INTEREST 10,000 UNITS			245.00-		
	10,000.00 UNITS PAYABLE 04/01/2007	0.00 0.00		245.00-	245.00 0.00	
	SECURITY TOTAL	0.00 0.00	0.00	245.00-	245.00 0.00	
	CUSIP # 030955AL2 AMERITECH CAPITAL FUNDING CORPORATE BOND 6.15% 01/15/2008					
1,000,000.00	UNITS PAYABLE 07/15/2007	0.00 0.00	3,758.33		3,758.33 0.00	
	SECURITY TOTAL	0.00 0.00	3,758.33	0.00	3,758.33 0.00	
	TOTAL CORPORATE BONDS	0.00 0.00	3,758.33	245.00-	4,003.33 0.00	
	TOTAL INTEREST	0.00 0.00	3,762.76	429.49-	4,192.25 0.00	
	TOTAL INCOME AND ACCRUALS	0.00 0.00	3,762.76	429.49-	4,192.25 0.00	

Statement Period
Account Number

02/01/2007 through 02/07/2007
1010000473

Preliminary Schedule Of Purchases
Purchase Allocation



Purchase Schedule

TRADE DATE	SETTLMT DATE	DESCRIPTION	UNITS	COST
SHORT TERM INVESTMENTS				
		CUSIP # 811099AG5 SUNGARD BANK MONEY MARKET FUND		
		TOTAL ACTIVITY FROM 02/01/2007 TO 02/07/2007		
		PURCHASED 350 SHS SUNGARD BANK MONEY MARKET FUND ON 02/07/2007 AT 1.00	350	350.00
		TOTAL	350	350.00
		TOTAL SHORT TERM INVESTMENTS	350	350.00

Statement Period
Account Number02/01/2007 through 02/07/2007
1010000473

Preliminary Schedule Of Purchases

TRADE DATE	SETTLMT DATE	DESCRIPTION	UNITS	COST
MUNICIPAL OBLIGATIONS				
		CUSIP # 010608SX6 ALABAMA STATE PUBLIC SCHOOL AND COLLEGE AUTHORITY CAPITAL IMPOUND BOND 5.125% 11/01/2016-2008		
01/31/2007	02/07/2007	PURCHASED 10,000 UNITS ALABAMA STATE PUBLIC SCHOOL AND COLLEGE AUTHORITY CAPITAL IMPOUND BOND 5.125% 11/01/2016-2008 ON 01/31/2007 AT 101.00 THRU BROWN BROTHERS HARRIMAN AND CO	10,000	10,100.00
	TOTAL		10,000	10,100.00
		CUSIP # 010891KJ7 ALAMEDA COUNTY CA, CERTIFICATES PARTICIPATION SANTA RITA JAIL PROJECT BOND 5.7% 12/01/2014		
01/31/2007	02/07/2007	PURCHASED 5,000 UNITS ALAMEDA COUNTY CA, CERTIFICATES PARTICIPATION SANTA RITA JAIL PROJECT BOND 5.7% 12/01/2014 ON 01/31/2007 AT 100.00 THRU BROWN BROTHERS HARRIMAN AND CO	5,000	5,000.00
	TOTAL		5,000	5,000.00
	TOTAL MUNICIPAL OBLIGATIONS		15,000	15,100.00
CORPORATE BONDS				
		CUSIP # 00077QAB6 ABN AMRO BK N V CHICAGO BRCH SUB NT 7% 04/01/2008		
02/05/2007	02/07/2007	PURCHASED 10,000 UNITS ABN AMRO BK N V CHICAGO BRCH SUB NT 7% 04/01/2008 ON 02/05/2007 AT 101.00 THRU SOCIETE GENERALE SECURITIES CORP	10,000	10,100.00
	TOTAL		10,000	10,100.00
	TOTAL CORPORATE BONDS		10,000	10,100.00
	TOTAL PURCHASES			25,550.00

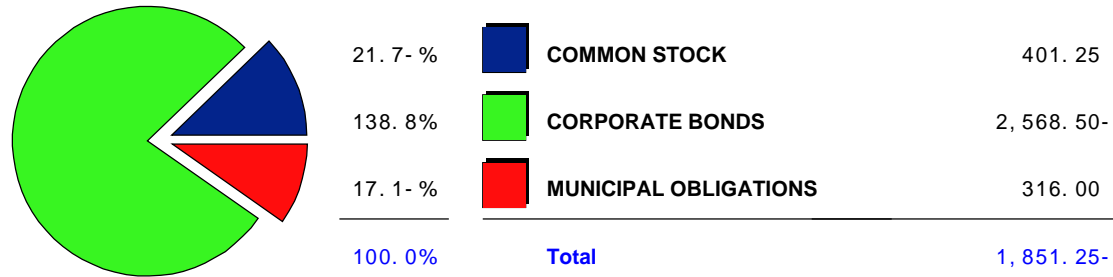
Statement Period
Account Number02/01/2007 through 02/07/2007
1010000473**Preliminary Schedule Of Realized Gains & Losses**

TRADE DATE	SETTLMT DATE	DESCRIPTION	PROCEEDS	MKT / COST BASIS	MKT / COST GAIN / LOSS
SHORT TERM INVESTMENTS					
		CUSIP # 811099AG5 SUNGARD BANK MONEY MARKET FUND			
		TOTAL ACTIVITY FROM 02/01/2007 TO 02/07/2007			
		SOLD	50.00	50.00	
				50.00	
		TOTAL 50	50.00	50.00	
				50.00	
		TOTAL SHORT TERM INVESTMENTS	50.00	50.00	
				50.00	
COMMON STOCK					
		CUSIP # 459200101 INTERNATIONAL BUSINESS MACHINES COMMON STOCK			
02/07/2007	02/07/2007	SOLD 100 SHS AT 100.00	9,999.80	9,715.00	284.80
				945.00	9,054.80
		TOTAL 100 SHS	9,999.80	9,715.00	284.80
				945.00	9,054.80
		TOTAL COMMON STOCK	9,999.80	9,715.00	284.80
				945.00	9,054.80
		TOTAL REALIZED GAINS & LOSSES	10,049.80	9,765.00	284.80
				995.00	9,054.80

Statement Period
Account Number

02/01/2007 through 02/07/2007
1010000473

Preliminary Schedule Of Unrealized Gains & Losses
Unrealized Gains & Losses Allocation



Unrealized Gains & Losses Schedule

DESCRIPTION	UNITS	BEGINNING MKT / COST	ENDING MKT VALUE	GAIN / LOSS MKT / COST
SHORT TERM INVESTMENTS				
CUSIP # 811099AG5 SUNGARD BANK MONEY MARKET FUND	300	300.00 300.00	300.00	
TOTAL SHORT TERM INVESTMENTS		300.00 300.00	300.00	0.00 0.00
U S GOVERNMENT OBLIGATIONS				
CUSIP # 3128X1B22 FEDERAL HOME LOAN MTG CORP MED TERM NOTE 5.25% 09/20/2013	5,000	5,050.00 5,050.00	5,050.00	
TOTAL U S GOVERNMENT OBLIGATIONS		5,050.00 5,050.00	5,050.00	0.00 0.00

Statement Period
Account Number

02/01/2007 through 02/07/2007
1010000473

Preliminary Schedule Of Unrealized Gains & Losses

DESCRIPTION	UNITS	BEGINNING MKT /COST	ENDING MKT VALUE	GAIN/LOSS MKT /COST
MUNICIPAL OBLIGATIONS				
CUSIP # 010608SX6 ALABAMA STATE PUBLIC SCHOOL AND COLLEGE AUTHORITY CAPITAL IMPOUND BOND 5.125% 11/01/2016-2008	10,000	10,100.00 10,100.00	10,390.80	290.80 290.80
CUSIP # 010891KJ7 ALAMEDA COUNTY CA, CERTIFICATES PARTICIPATION SANTA RITA JAIL PROJECT BOND 5.7% 12/01/2014	5,000	5,000.00 5,000.00	5,025.20	25.20 25.20
TOTAL MUNICIPAL OBLIGATIONS		15,100.00 15,100.00	15,416.00	316.00 316.00
CORPORATE BONDS				
CUSIP # 00077QAB6 ABN AMRO BK N V CHICAGO BRCH SUB NT 7% 04/01/2008	10,000	10,100.00 10,100.00	10,171.50	71.50 71.50
CUSIP # 030955AL2 AMERITECH CAPITAL FUNDING CORPORATE BOND 6.15% 01/15/2008	1,000,000	1,004,640.00 1,000,000.00	1,002,000.00	2,640.00- 2,000.00
TOTAL CORPORATE BONDS		1,014,740.00 1,010,100.00	1,012,171.50	2,568.50- 2,071.50
COMMON STOCK				
CUSIP # 007869100 AEROQUIP-VICKERS INC COMMON STOCK	212	6,687.50 4,000.00	7,088.75	401.25 3,088.75
CUSIP # 459200101 INTERNATIONAL BUSINESS MACHINES COMMON STOCK	81,730	7,940,069.50 777,960.50	7,940,069.50	7,162,109.00
TOTAL COMMON STOCK		7,946,757.00 781,960.50	7,947,158.25	401.25 7,165,197.75
TOTAL UNREALIZED GAINS & LOSSES		8,981,947.00 1,812,510.50	8,980,095.75	1,851.25- 7,167,585.25

Statement Period
Account Number02/01/2007 through 02/07/2007
1010000473**Preliminary Schedule Of Broker Commissions Report**

TRADE DATE	SETTLEMENT DATE	DESCRIPTION	PURCHASE/SALE COST/PROCEEDS	MKT/COST BASIS	MKT/COST GAIN/LOSS	COMMISSIONS/PER SHARE	EXPENSES
SOCIETE GENERALE SECURITIES CORP							
CUSIP # 00077QAB6							
ABN AMRO BK N V CHICAGO BRCH SUB NT 7% 04/01/2008							
02/05/2007	02/07/2007	PURCHASED 10,000 UNITS AT 101.00	10,100.00	10,100.00 10,100.00		0.00 0.0000	0.00
TOTAL SOCIETE GENERALE SECURITIES CORP						0.00	0.00
BROWN BROTHERS HARRIMAN AND CO							
CUSIP # 010608SX6							
ALABAMA STATE PUBLIC SCHOOL AND COLLEGE AUTHORITY CAPITAL IMPOUND BOND 5.125% 11/01/2016-2008							
01/31/2007	02/07/2007	PURCHASED 10,000 UNITS AT 101.00	10,100.00	10,100.00 10,100.00		0.00 0.0000	0.00
CUSIP # 010891KJ7							
ALAMEDA COUNTY CA, CERTIFICATES PARTICIPATION SANTA RITA JAIL PROJECT BOND 5.7% 12/01/2014							
01/31/2007	02/07/2007	PURCHASED 5,000 UNITS AT 100.00	5,000.00	5,000.00 5,000.00		0.00 0.0000	0.00
TOTAL BROWN BROTHERS HARRIMAN AND CO						0.00	0.00
MORGAN STANLEY DW							
CUSIP # 459200101							
INTERNATIONAL BUSINESS MACHINES COMMON STOCK							
02/07/2007	02/07/2007	SOLD 100 SHS AT 100.00	9,999.80	9,715.00 945.00	284.80 9,054.80	0.00 0.0000	0.20

ACCOUNT STATEMENT-507

Statement Period
Account Number02/01/2007 through 02/07/2007
1010000473**Preliminary Schedule Of Broker Commissions Report**

TRADE DATE	SETTLMT DATE	DESCRIPTION	PURCHASE/SALE COST/PROCEEDS	MKT/COST BASIS	MKT/COST GAIN/LOSS	COMMISSIONS/ PER SHARE	EXPENSES
		TOTAL MORGAN STANLEY DW				0.00	0.20
		TOTAL BROKER COMMISSIONS				0.00	0.20

ACCOUNT STATEMENT-507

Statement Period
Account Number

02/01/2007 through 02/07/2007
1010000473

IMPORTANT CLIENT MESSAGE

THIS IS A SAMPLE OF A LARGE MESSAGE

This message is setup to display the use of the
Large, Full Page Messaging capability for AddVantage Statements.

Please refer to AddVantage documentation on function LMT to learn the details
and use of this feature.

It is recommended that you test a full statement inclusive of messaging
before your statement production cycle.

THANK YOU AND ENJOY YOUR DAY!